

Boston Igloo 2U-18T-Stor-10GSFP storage system



Executive summary

After performing all tests, the Boston Igloo 2U-18T-Stor-10GSFP has been officially certified according to the [Open-E Hardware Certification Program](#).

During the tests, it was found that the system is functional and efficient. With the [Open-E DSS V7](#) operating system installed, the Boston Igloo 2U-18T-Stor-10GSFP is stable and performs well.

In general, the system can be used for many different applications, but the following are recommended:

✓ iSCSI storage

The following features make the Boston Igloo 2U-18T-Stor-10GSFP good iSCSI storage:

- Hardware RAID10, RAID5, RAID50, RAID6 or RAID 60 for high performance and data safety.
- Six 1GbE and two 10GbE interfaces for fast MPIO connection and flexible network topology.
- Redundant power supply for system reliability.

✓ NAS filer

The following features make Boston Igloo 2U-18T-Stor-10GSFP a good NAS filer solution:

- Six high capacity enterprise class SATA hard drives provide a plenty of space for user files.
- Hardware RAID5, RAID6, RAID50 and RAID60 for fault tolerance and the most efficient use of available disk space.
- Two 10GbE and six 1GbE interfaces for independent connection to different networks or link aggregation for improved throughput.

✓ Storage for virtualization

For this application the following can be used:

- Hardware RAID5, RAID50, RAID6 or RAID60 for high performance and data safety.
- Six 1GbE interfaces for flexible network topology or fast MPIO connection.
- Two 10GbE interfaces for efficient network connections to virtualization platforms.

Certification notes

The Boston Igloo 2U-18T-Stor-10GSFP is a modular server, so presented configuration and tests results apply to one of two nodes. Hardware configuration of both nodes is identical. For link aggregation, it is recommended to use balance-alb bonding mode. Server was tested with BIOS version 1.1a. Lm-sensors should be used for processor temperature monitoring. Due to stability issues it is recommended to disable NUMA in server BIOS.

Boston Igloo 2U-18T-Stor-10GSFP hardware components	4
Boston Igloo 2U-18T-Stor-10GSFP photos	5
Auxiliary systems hardware components.....	6
Administration functionality	7
Network functionality	8
Network test topology	8
802.3ad bonding mode test	9
Balance-alb bonding mode test	12
Balance-rr bonding mode test	15
Single NIC performance test	18
RAID functionality	21
RAID test topology.....	21
Hardware RAID0 test	22
Hardware RAID5 test	23
Hardware RAID6 test	24
Hardware RAID10 test.....	25
Hardware RAID50 test.....	26
Hardware RAID60 test.....	27
NAS functionality	28
NAS test topology.....	28
SMB test	29
iSCSI functionality	30
iSCSI Initiator test topology.....	30
iSCSI Target test topology	30
iSCSI Initiator test	31
iSCSI Target test	32

Boston Igloo 2U-18T-Stor-10GSFP hardware components

Technical specifications about the certified system are listed below:

Model	Boston Igloo 2U-18T-Stor-10GSFP
Operating system	Open-E DSS V7 build 7356
Enclosure/chassis	Supermicro CSE-827HD-R1K28B
CPU	2x Intel Xeon E5-2620 2.00GHz
Motherboard	Supermicro X9DRT-HF
Memory	8x 4GB DDR3 ECC-REG Hynix HMT351R7CFR8C-PB
Network	Supermicro AOC-STGN-i2S (i82599ES)
Network	Supermicro AOC-SG-I4 (i82576)
Network	Intel I350 Dual Port Ethernet Controller (on-board)
HW RAID	Supermicro LSI2108 (on-board)
Hard disk drives	6x 3TB Hitachi Ultrastar 7K3000 HUA723030ALA640

TABLE 1: Hardware components list of Certified System with Open-E DSS V7

The Boston Igloo 2U-18T-Stor-10GSFP is a modular server. Hardware configuration of both nodes is identical. All components were detected and properly recognized.



Boston Igloo 2U-18T-Stor-10GSFP photos



FIGURE 1: Front photo



FIGURE 2: Rear photo




FIGURE 3: Top photo

Auxiliary systems hardware components

Auxiliary systems with MS Windows or Open-E DSS V7 installed, used in Open-E Hardware Certification Process.

Model	Supermicro SYS-6026TT-BIBQRF
Operating system	MS Windows Server 2008 R2
Enclosure/chassis	Supermicro CSE-827H-R1400B
Motherboard	Supermicro X8DTT-IBQF
CPU	Intel Xeon E5620 2.40GHz
Memory	6x 4GB DDR3 1333 ECC-REG ATP AL12M72E4BJH9S
Network	Intel Gigabit ET Dual Port Server Adapter (i82576) (on board)
Network	Intel Ethernet Server Adapter X520-SR2 (i82599ES)
Hard disk drives	1x 750GB Seagate Barracuda ST3750330NS

TABLE 2: Hardware components of first Workstation with MS Windows

Model	Supermicro SYS-6026TT-BIBQRF
Operating system	MS Windows Server 2008 R2
Enclosure/chassis	Supermicro CSE-827H-R1400B
Motherboard	Supermicro X8DTT-IBQF
CPU	Intel Xeon E5620 2.40GHz
Memory	6x 4GB DDR3 1333 ECC-REG ATP AL12M72E4BJH9S
Network	Intel Gigabit ET Dual Port Server Adapter (i82576) (on board)
Network	Intel Ethernet Server Adapter X520-SR2 (i82599ES)
Hard disk drives	1x 750GB Seagate Barracuda ST3750330NS

TABLE 3: Hardware components of second Workstation with MS Windows

Model	Custom
Operating system	Open-E DSS V7 build 7356
Enclosure/chassis	lpc-4u-600
CPU	Intel Xeon E5630 2.53GHz
Motherboard	Supermicro X8DTH-IF
Memory	4x 4GB DDR3 ECC-REG Samsung M393B5270CH0-CH9
Network	Intel dual port (on-board) (i82576)
Network	Intel PRO/1000 PT Quad LP Server Adapter (i82571GB)
Network	Intel Ethernet Server Adapter X520-SR2 (i82599ES)
HW RAID	LSI MegaRAID SAS 9280-4i4e
Hard disk drives	4x 32GB Kingston SSDNow V100 SV100S2/32G

TABLE 4: Hardware components of Workstation with Open-E DSS V7

Model	Supermicro SSE-G24-TG4
Description	24-ports 1GbE and 4-ports 10GbE switch

TABLE 5: Network switch details

Administration functionality

The following functionality has been tested.

Drive identifier	OK
Power button	OK
Front and rear LEDs	OK

TABLE 6: Administration functionality test results



Network functionality

Tests performed in this section check the functionality, performance and stability of the network solutions available in the Open-E DSS V7 product on the certified system.

The tests rely on configuring the iSCSI targets and copying the data from many *Workstations with MS Windows* through various network connections with big block size using appropriate testing tools.

Network test topology

Network topology for Network testing is shown below.

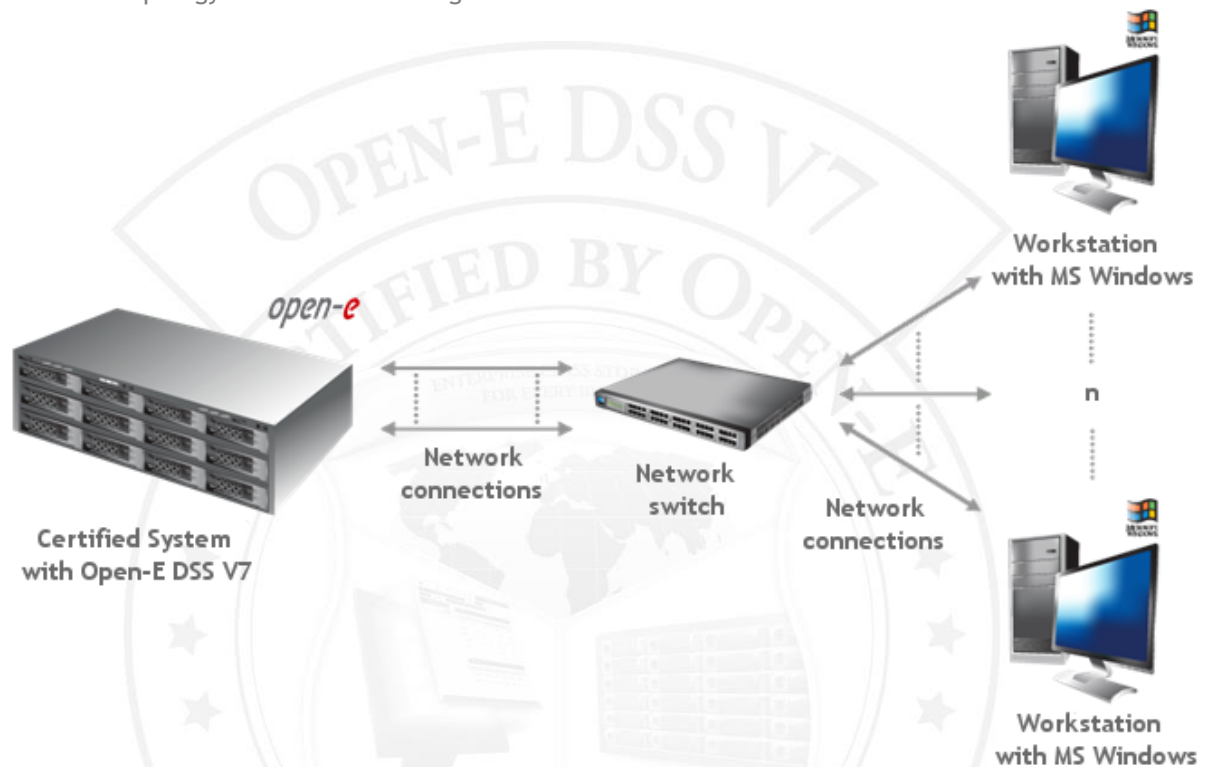


FIGURE 4: Network topology for Network testing

802.3ad bonding mode test

1. Test description

The test relies on configuring the iSCSI targets and copying the data from many *Workstations with MS Windows* through an 802.3ad bonding mode network connection with a 4MB block size using the Iometer testing tool.

2. Test results for 802.3ad bonding mode test performed on Intel I350 Dual Port Ethernet Controller (on-board)

802.3ad bonding mode performance test results			
NIC model	Intel I350 Dual Port Ethernet Controller (on-board)		
Workstations with MS Windows	Write speed [MB/s]	Read speed [MB/s]	Performance test results
1 st Workstation	109.15	111.75	passed
2 nd Workstation	108.97	111.75	passed

TABLE 7: 802.3ad bonding mode performance test results table for Intel I350 Dual Port Ethernet Controller (on-board)

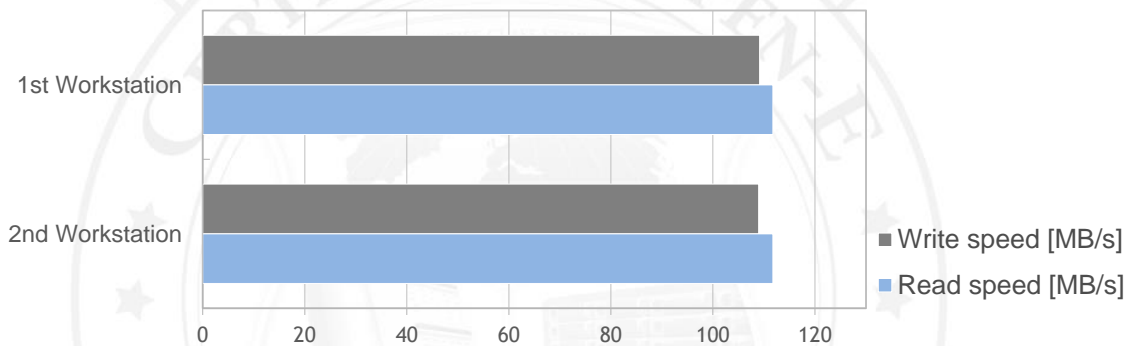


FIGURE 5: 802.3ad bonding mode performance test results chart for Intel I350 Dual Port Ethernet Controller (on-board)

3. Test results for 802.3ad bonding mode test performed on Supermicro AOC-STGN-i2S (i82599ES)

802.3ad bonding mode performance test results			
NIC model	Supermicro AOC-STGN-i2S (i82599ES)		
Workstations with MS Windows	Write speed [MB/s]	Read speed [MB/s]	Performance test results
1 st Workstation	244.25	351.26	passed
2 nd Workstation	204.79	347.97	passed

TABLE 8: 802.3ad bonding mode performance test results table for Supermicro AOC-STGN-i2S (i82599ES)

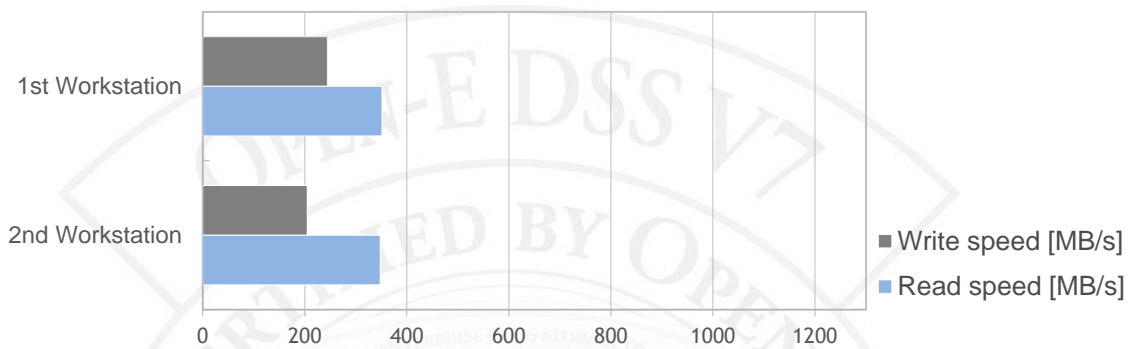


FIGURE 6: 802.3ad bonding mode performance test results chart for Supermicro AOC-STGN-i2S (i82599ES)

4. Test results for 802.3ad bonding mode test performed on Supermicro AOC-SG-I4 (i82576)

802.3ad bonding mode performance test results			
NIC model	Supermicro AOC-SG-I4 (i82576)		
Workstations with MS Windows	Write speed [MB/s]	Read speed [MB/s]	Performance test results
1 st Workstation	109.56	111.86	passed
2 nd Workstation	109.83	111.84	passed
3 rd Workstation	44.77	57.36	passed
4 th Workstation	45.18	55.68	passed

TABLE 9: 802.3ad bonding mode performance test results table for Supermicro AOC-SG-I4 (i82576)

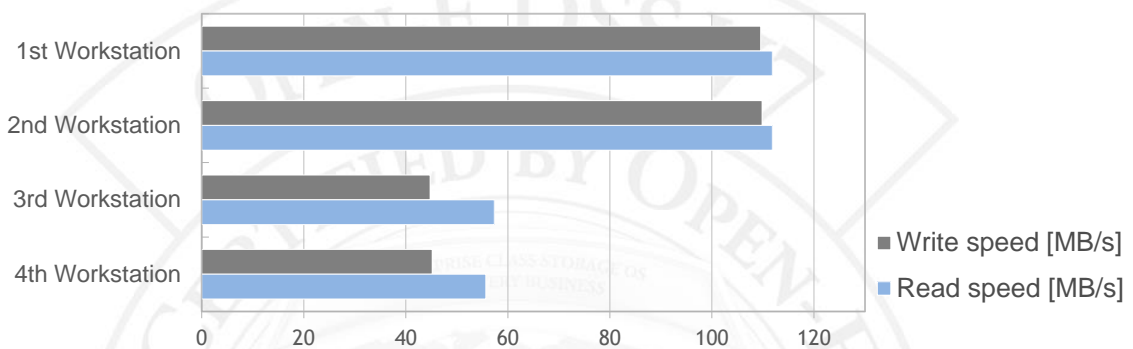


FIGURE 7: 802.3ad bonding mode performance test results chart for Supermicro AOC-SG-I4 (i82576)

Balance-alb bonding mode test

1. Test description

The test relies on configuring the iSCSI targets and copying the data from many *Workstations with MS Windows* through a Balance-alb bonding mode network connection with a 4MB block size using the iometer testing tool.

2. Test results for Balance-alb bonding mode test performed on Intel I350 Dual Port Ethernet Controller (on-board)

Balance-alb bonding mode performance test results			
NIC model	Intel I350 Dual Port Ethernet Controller (on-board)		
Workstations with MS Windows	Write speed [MB/s]	Read speed [MB/s]	Performance test results
1 st Workstation	108.81	111.62	passed
2 nd Workstation	109.72	111.69	passed

TABLE 10: Balance-alb bonding mode performance test results table for Intel I350 Dual Port Ethernet Controller (on-board)

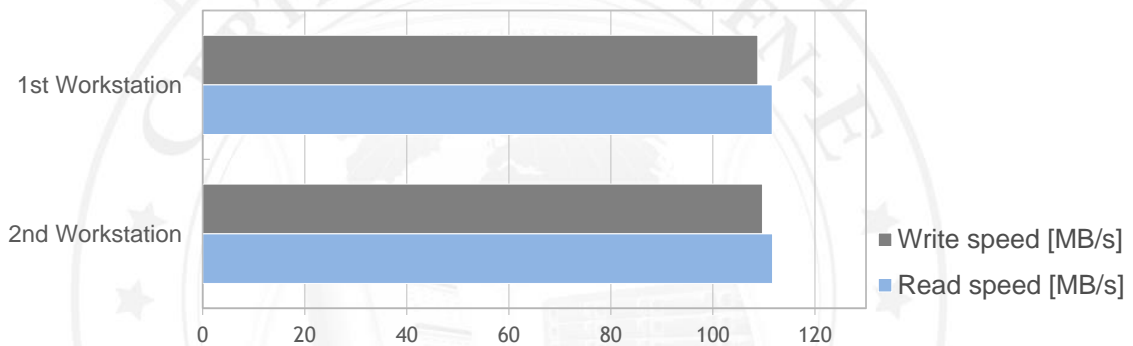


FIGURE 8: Balance-alb bonding mode performance test results chart for Intel I350 Dual Port Ethernet Controller (on-board)

3. Test results for Balance-alb bonding mode test performed on Supermicro AOC-STGN-i2S (i82599ES)

Balance-alb bonding mode performance test results			
NIC model	Supermicro AOC-STGN-i2S (i82599ES)		
Workstations with MS Windows	Write speed [MB/s]	Read speed [MB/s]	Performance test results
1 st Workstation	291.99	347.20	passed
2 nd Workstation	222.25	346.02	passed

TABLE 11: Balance-alb bonding mode performance test results table for Supermicro AOC-STGN-i2S (i82599ES)

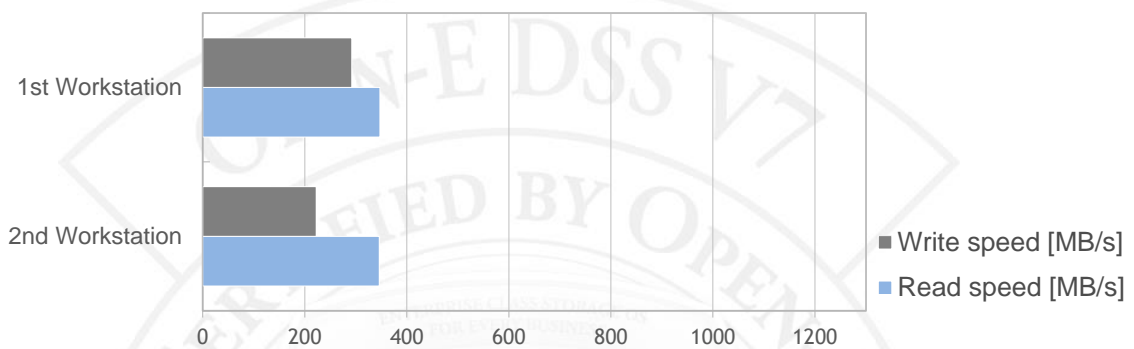


FIGURE 9: Balance-alb bonding mode performance test results chart for Supermicro AOC-STGN-i2S (i82599ES)

4. Test results for Balance-alb bonding mode test performed on Supermicro AOC-SG-I4 (i82576)

Balance-alb bonding mode performance test results			
NIC model	Supermicro AOC-SG-I4 (i82576)		
Workstations with MS Windows	Write speed [MB/s]	Read speed [MB/s]	Performance test results
1 st Workstation	109.77	111.73	passed
2 nd Workstation	109.34	111.52	passed
3 rd Workstation	108.94	111.83	passed
4 th Workstation	110.51	90.86	passed

TABLE 12: Balance-alb bonding mode performance test results table for Supermicro AOC-SG-I4 (i82576)

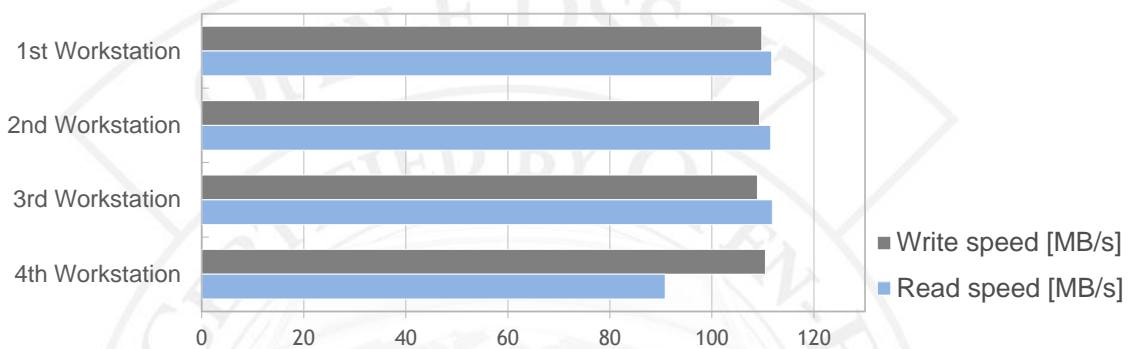


FIGURE 10: Balance-alb bonding mode performance test results chart for Supermicro AOC-SG-I4 (i82576)

Balance-rr bonding mode test

1. Test description

The test relies on configuring the iSCSI targets and copying the data from many *Workstations with MS Windows* through a Balance-rr bonding mode network connection with a 4MB block size using the iometer testing tool.

2. Test results for Balance-rr bonding mode test performed on Intel I350 Dual Port Ethernet Controller (on-board)

Balance-rr bonding mode performance test results			
NIC model	Intel I350 Dual Port Ethernet Controller (on-board)		
Workstations with MS Windows	Write speed [MB/s]	Read speed [MB/s]	Performance test results
1 st Workstation	110.67	72.12	passed
2 nd Workstation	109.89	72.97	passed

TABLE 13: Balance-rr bonding mode performance test results table for Intel I350 Dual Port Ethernet Controller (on-board)

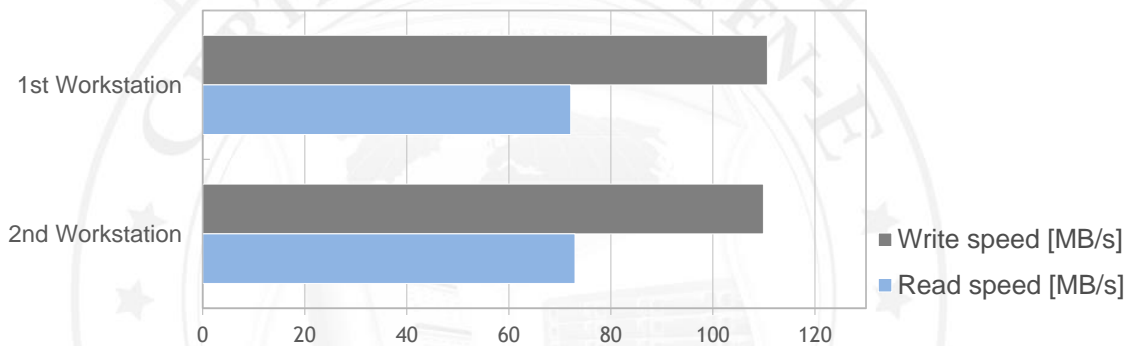


FIGURE 11: Balance-rr bonding mode performance test results chart for Intel I350 Dual Port Ethernet Controller (on-board)

3. Test results for Balance-rr bonding mode test performed on Supermicro AOC-STGN-i2S (i82599ES)

Balance-rr bonding mode performance test results			
NIC model	Supermicro AOC-STGN-i2S (i82599ES)		
Workstations with MS Windows	Write speed [MB/s]	Read speed [MB/s]	Performance test results
1 st Workstation	281.70	198.13	passed
2 nd Workstation	207.17	197.59	passed

TABLE 14: Balance-rr bonding mode performance test results table for Supermicro AOC-STGN-i2S (i82599ES)

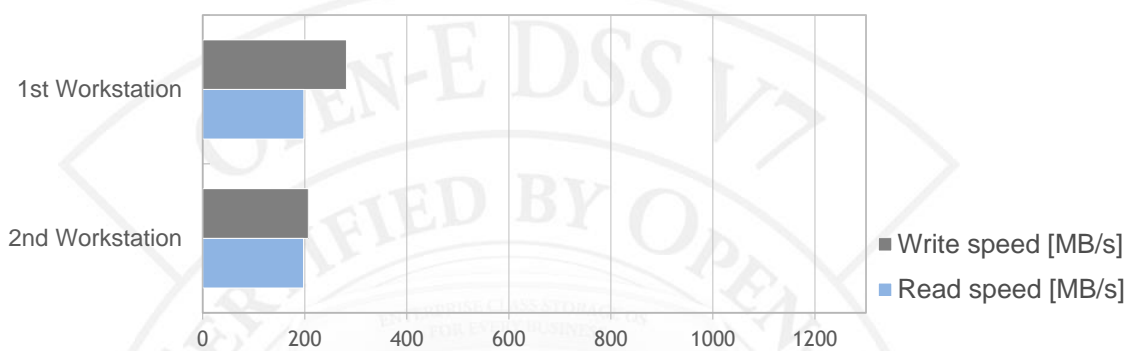


FIGURE 12: Balance-rr bonding mode performance test results chart for Supermicro AOC-STGN-i2S (i82599ES)

4. Test results for Balance-rr bonding mode test performed on Supermicro AOC-SG-I4 (i82576)

Balance-rr bonding mode performance test results			
NIC model	Supermicro AOC-SG-I4 (i82576)		
Workstations with MS Windows	Write speed [MB/s]	Read speed [MB/s]	Performance test results
1 st Workstation	109.58	67.98	passed
2 nd Workstation	38.22	72.80	passed
3 rd Workstation	36.04	55.75	passed
4 th Workstation	34.99	37.41	passed

TABLE 15: Balance-rr bonding mode performance test results table for Supermicro AOC-SG-I4 (i82576)

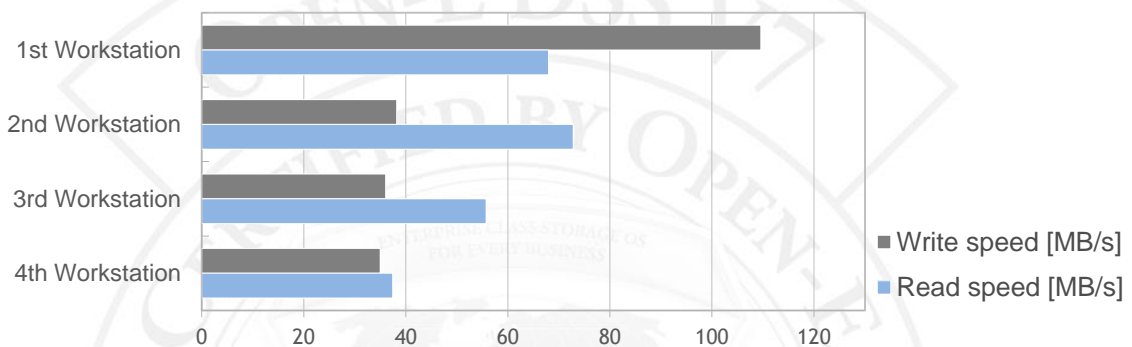


FIGURE 13: Balance-rr bonding mode performance test results chart for Supermicro AOC-SG-I4 (i82576)

Single NIC performance test

1. Test description

The test relies on configuring the iSCSI targets and copying the data from *Workstations with MS Windows* through single NIC with a 4MB block size using the iometer testing tool.

2. Test results for single NIC test performed on Intel I350 Dual Port Ethernet Controller (on-board)

Single NIC performance test results			
NIC model	Intel I350 Dual Port Ethernet Controller (on-board)		
Workstations with MS Windows	Write speed [MB/s]	Read speed [MB/s]	Performance test results
1 st Workstation	110.71	111.18	passed

TABLE 16: Single NIC test results table for Intel I350 Dual Port Ethernet Controller (on-board)

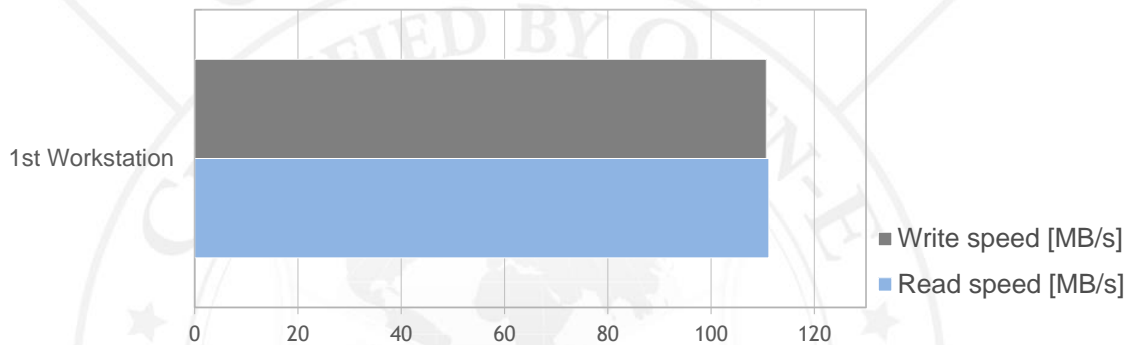


FIGURE 14: Single NIC performance test results chart for Intel I350 Dual Port Ethernet Controller (on-board)

3. Test results for single NIC test performed on Supermicro AOC-STGN-i2S (i82599ES)

Single NIC performance test results			
NIC model	Supermicro AOC-STGN-i2S (i82599ES)		
Workstations with MS Windows	Write speed [MB/s]	Read speed [MB/s]	Performance test results
1 st Workstation	552.05	421.50	passed

TABLE 17: Single NIC test results table for Supermicro AOC-STGN-i2S (i82599ES)

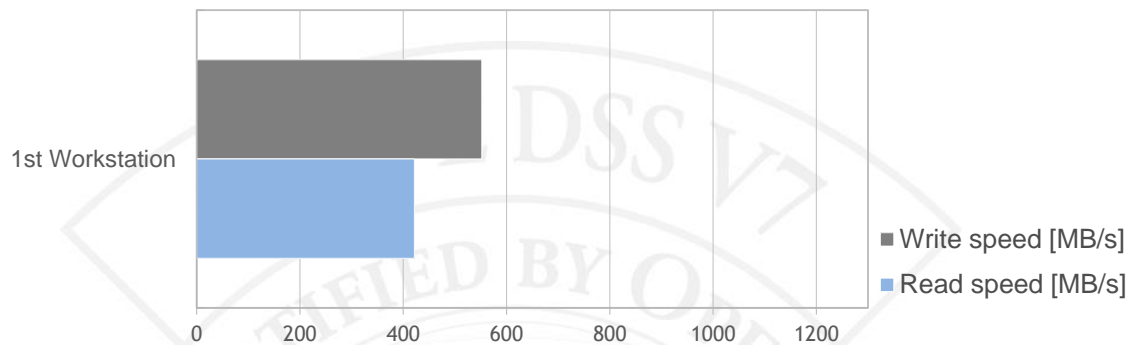


FIGURE 15: Single NIC performance test results chart for Supermicro AOC-STGN-i2S (i82599ES)

4. Test results for single NIC test performed on Supermicro AOC-SG-I4 (i82576)

Single NIC performance test results			
NIC model	Supermicro AOC-SG-I4 (i82576)		
Workstations with MS Windows	Write speed [MB/s]	Read speed [MB/s]	Performance test results
1 st Workstation	108.88	110.54	passed

TABLE 18: Single NIC test results table for Supermicro AOC-SG-I4 (i82576)

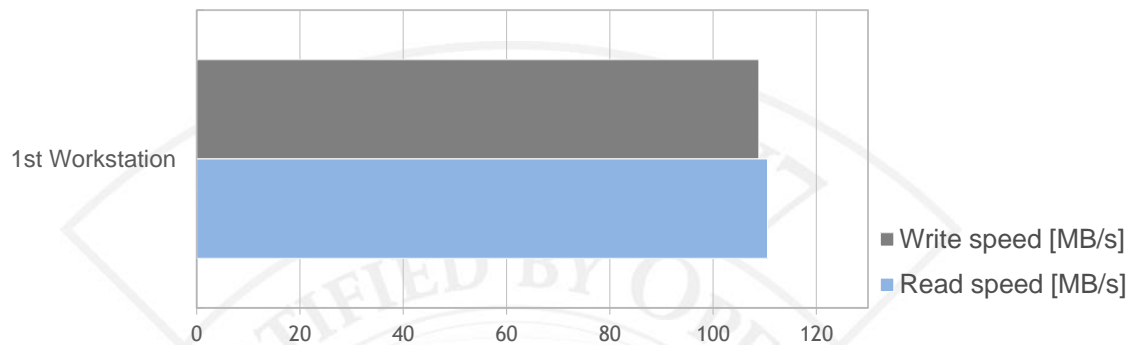


FIGURE 16: Single NIC performance test results chart for Supermicro AOC-SG-I4 (i82576)

RAID functionality

Tests performed in this section check the functionality, performance and stability of Open-E DSS V7 storage devices on the certified system.

Tests in this section rely on the creation of the RAID units on 0, 5, 6, 10, 50 and 60 levels, configuring the iSCSI target and copying the data from a *Workstation with MS Windows* via network connection with various block sizes using the lometer testing tool.

RAID test topology

Network test topology for RAID testing is shown below

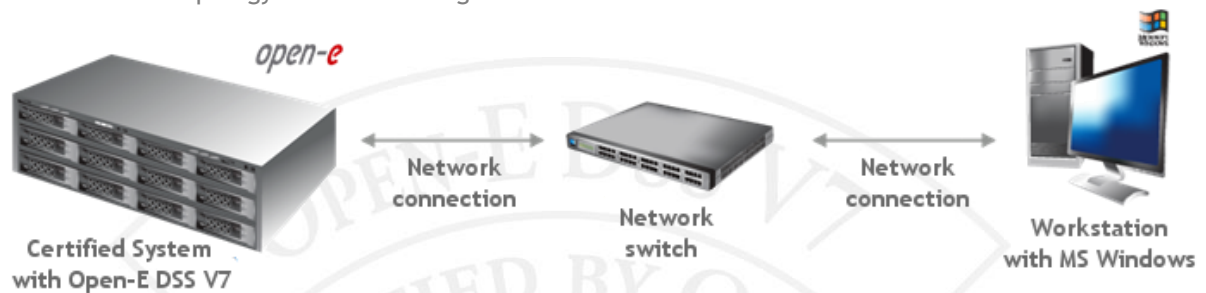


FIGURE 17: Network test topology for RAID testing

Hardware RAID0 test

1. Test description

The test relies on creation of the RAID0 unit on all hard disk drives, configuring the iSCSI target and copying the data from a *Workstation with MS Windows* via network connection with various block sizes using the lometer testing tool.

2. Test results for RAID0 and Supermicro AOC-STGN-i2S (i82599ES)

RAID0 performance test results			
Block size [KB]	Write speed [MB/s]	Read speed [MB/s]	Performance test results
4	7.52	65.89	passed
32	49.87	322.43	passed
64	165.33	433.49	passed
128	380.24	515.57	passed
256	510.21	614.82	passed
512	512.34	496.79	passed
1024	519.01	505.21	passed
4096	517.82	501.58	passed

TABLE 19: RAID0 performance test results table for Supermicro AOC-STGN-i2S (i82599ES)

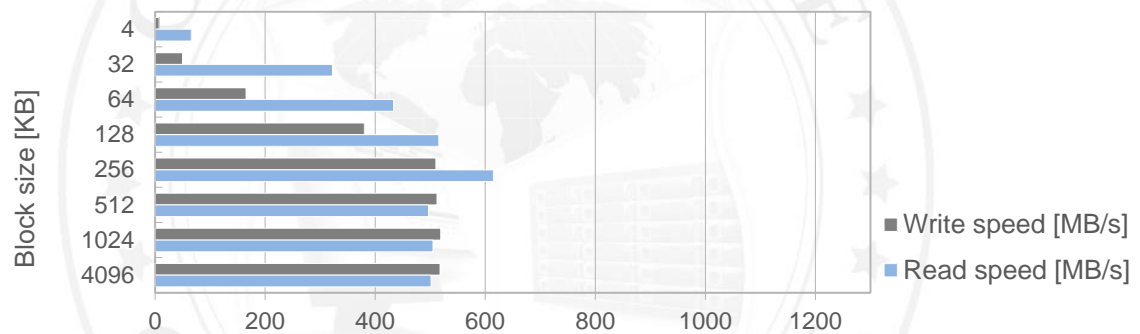


FIGURE 18: RAID0 performance test results chart for Supermicro AOC-STGN-i2S (i82599ES)

Hardware RAID5 test

1. Test description

The test relies on creation of the RAID5 unit on all hard disk drives, configuring the iSCSI target and copying the data from a *Workstation with MS Windows* via network connection with various block sizes using the lometer testing tool.

2. Test results for RAID5 and Supermicro AOC-STGN-i2S (i82599ES)

RAID5 performance test results			
Block size [KB]	Write speed [MB/s]	Read speed [MB/s]	Performance test results
4	7.25	68.52	passed
32	49.12	322.18	passed
64	140.30	418.43	passed
128	366.16	511.76	passed
256	498.53	610.95	passed
512	492.37	499.27	passed
1024	509.84	496.65	passed
4096	494.74	500.34	passed

TABLE 20: RAID5 performance test results table for Supermicro AOC-STGN-i2S (i82599ES)

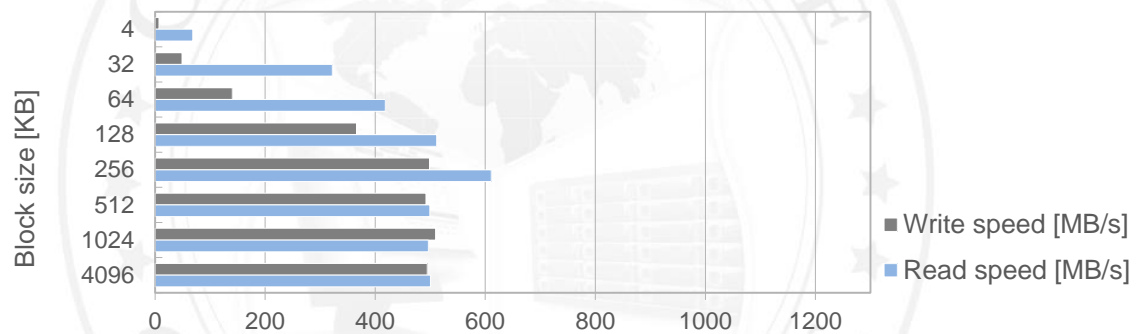


FIGURE 19: RAID5 performance test results chart for Supermicro AOC-STGN-i2S (i82599ES)

Hardware RAID6 test

1. Test description

The test relies on creation of the RAID6 unit on all hard disk drives, configuring the iSCSI target and copying the data from a *Workstation with MS Windows* via network connection with various block sizes using the lometer testing tool.

2. Test results for RAID6 and Supermicro AOC-STGN-i2S (i82599ES)

RAID6 performance test results			
Block size [KB]	Write speed [MB/s]	Read speed [MB/s]	Performance test results
4	6.72	67.89	passed
32	47.62	317.29	passed
64	137.75	422.63	passed
128	364.27	503.38	passed
256	492.55	611.63	passed
512	491.72	497.32	passed
1024	502.32	487.83	passed
4096	498.95	490.19	passed

TABLE 21: RAID6 performance test results table for Supermicro AOC-STGN-i2S (i82599ES)

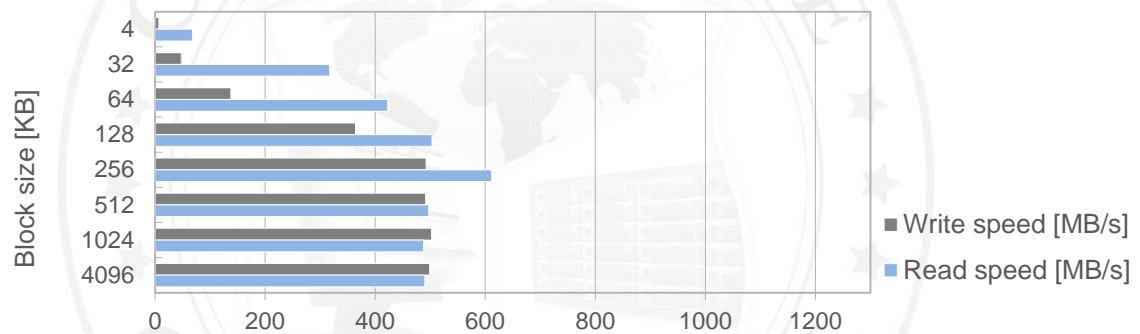


FIGURE 20: RAID6 performance test results chart for Supermicro AOC-STGN-i2S (i82599ES)

Hardware RAID10 test

1. Test description

The test relies on creation of the RAID10 unit on all hard disk drives, configuring the iSCSI target and copying the data from a *Workstation with MS Windows* via network connection with various block sizes using the lometer testing tool.

2. Test results for RAID10 and Supermicro AOC-STGN-i2S (i82599ES)

RAID10 performance test results			
Block size [KB]	Write speed [MB/s]	Read speed [MB/s]	Performance test results
4	6.62	68.02	passed
32	45.31	313.40	passed
64	135.56	411.99	passed
128	347.22	500.60	passed
256	477.86	601.90	passed
512	483.13	492.62	passed
1024	491.53	489.47	passed
4096	489.17	480.70	passed

TABLE 22: RAID10 performance test results table for Supermicro AOC-STGN-i2S (i82599ES)

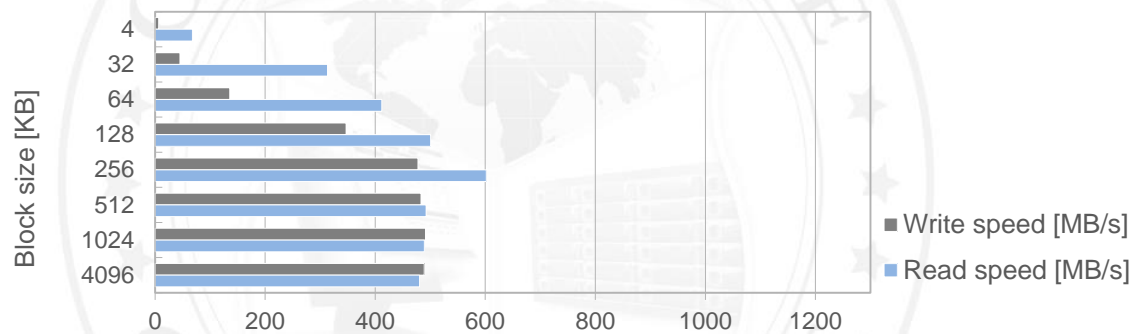


FIGURE 21: RAID10 performance test results chart for Supermicro AOC-STGN-i2S (i82599ES)

Hardware RAID50 test

1. Test description

The test relies on creation of the RAID50 unit on all hard disk drives, configuring the iSCSI target and copying the data from a *Workstation with MS Windows* via network connection with various block sizes using the lometer testing tool.

2. Test results for RAID50 and Supermicro AOC-STGN-i2S (i82599ES)

RAID50 performance test results			
Block size [KB]	Write speed [MB/s]	Read speed [MB/s]	Performance test results
4	6.47	67.87	passed
32	43.93	318.25	passed
64	142.65	419.06	passed
128	350.69	509.29	passed
256	483.94	620.60	passed
512	508.74	492.13	passed
1024	502.70	489.79	passed
4096	488.68	487.69	passed

TABLE 23: RAID50 performance test results table for Supermicro AOC-STGN-i2S (i82599ES)

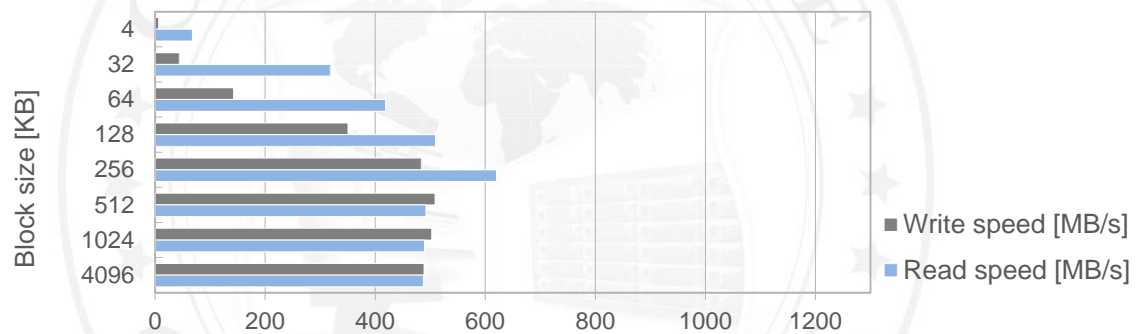


FIGURE 22: RAID50 performance test results chart for Supermicro AOC-STGN-i2S (i82599ES)

Hardware RAID60 test

1. Test description

The test relies on creation of the RAID60 unit on all hard disk drives, configuring the iSCSI target and copying the data from a *Workstation with MS Windows* via network connection with various block sizes using the lometer testing tool.

2. Test results for RAID60 and Supermicro AOC-STGN-i2S (i82599ES)

RAID60 performance test results			
Block size [KB]	Write speed [MB/s]	Read speed [MB/s]	Performance test results
4	6.89	68.04	passed
32	46.49	317.02	passed
64	163.97	420.80	passed
128	346.40	510.56	passed
256	485.64	608.18	passed
512	477.88	478.14	passed
1024	478.87	489.69	passed
4096	491.23	496.59	passed

TABLE 24: RAID60 performance test results table for Supermicro AOC-STGN-i2S (i82599ES)

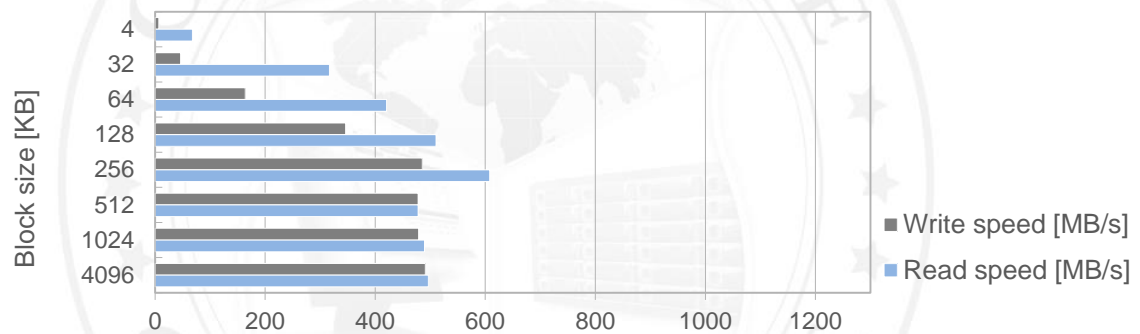


FIGURE 23: RAID60 performance test results chart for Supermicro AOC-STGN-i2S (i82599ES)

NAS functionality

Tests performed in this section check the functionality, performance and stability of the NAS protocols in the Open-E DSS V7 product on the certified system.

The tests rely on creating NAS shares and copying the data from a *Workstation with MS Windows* via network connection with various block sizes using the Iometer testing tool.

NAS test topology

Network topology for NAS testing is shown below.

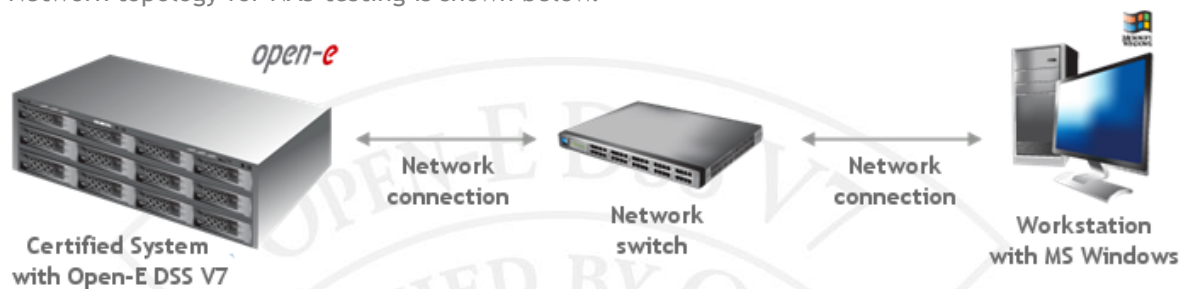
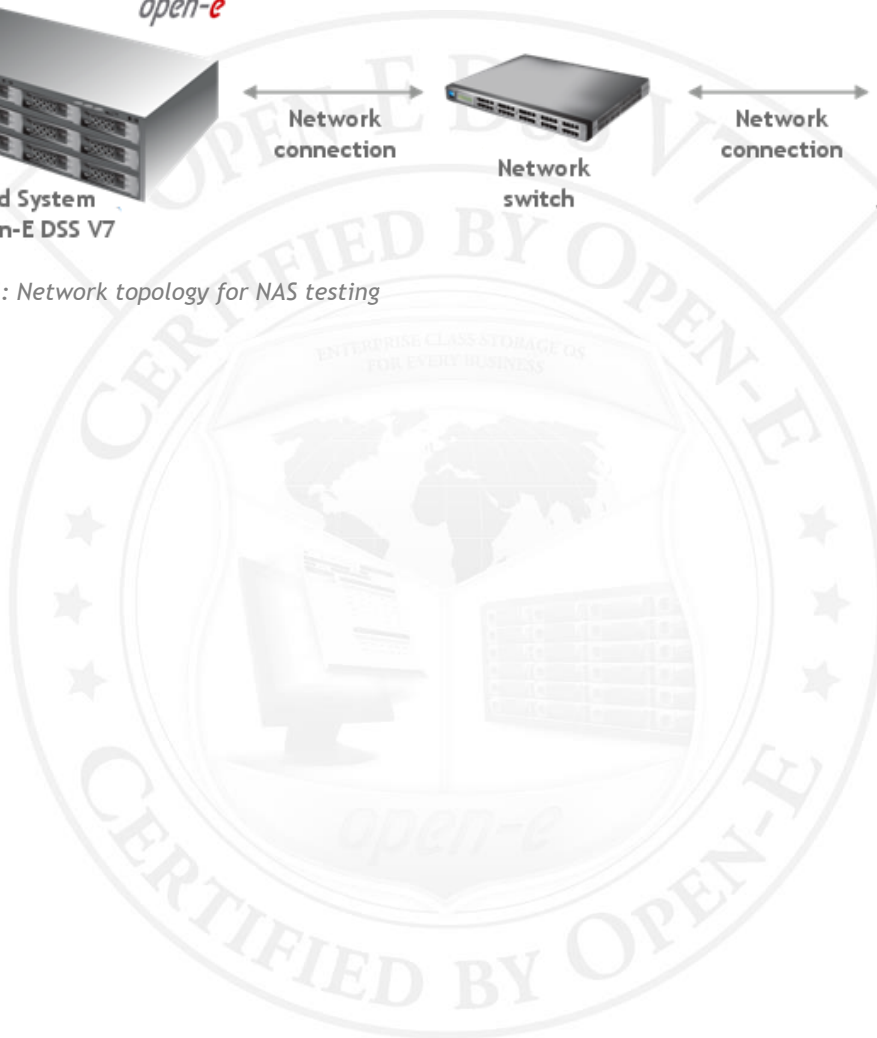


FIGURE 24: Network topology for NAS testing



SMB test

1. Test description

The tests rely on creating NAS shares and copying the data from a *Workstation with MS Windows* via network connection with various block sizes using the Iometer testing tool.

2. Test results for SMB and Supermicro AOC-STGN-i2S (i82599ES)

SMB performance test results			
Block size [KB]	Write speed [MB/s]	Read speed [MB/s]	Performance test results
4	108.76	101.25	passed
32	297.81	549.04	passed
64	328.95	340.01	passed
128	336.18	382.95	passed
256	326.36	396.28	passed
512	328.93	391.77	passed
1024	325.23	405.21	passed
4096	348.22	410.78	passed

TABLE 25: SMB performance test results table for Supermicro AOC-STGN-i2S (i82599ES)

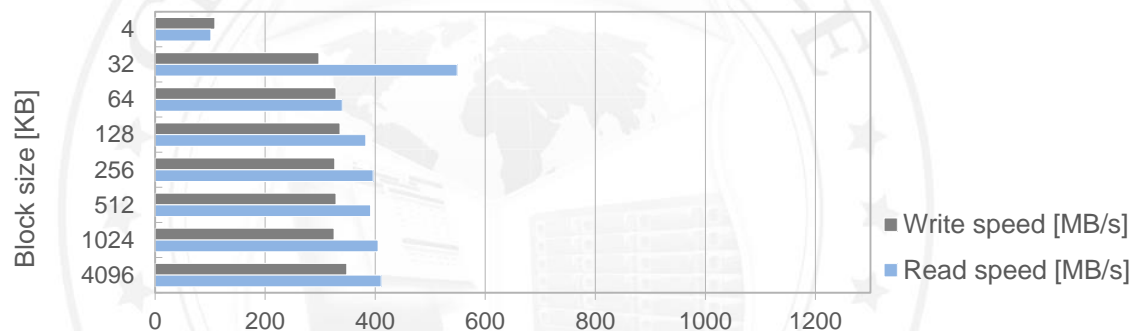


FIGURE 25: SMB performance test results chart for Supermicro AOC-STGN-i2S (i82599ES)

iSCSI functionality

Tests performed in this section check the functionality, performance and stability of the iSCSI protocol in the Open-E DSS V7 product on the certified system.

iSCSI Initiator test topology

Network topology for iSCSI Initiator testing is shown below.

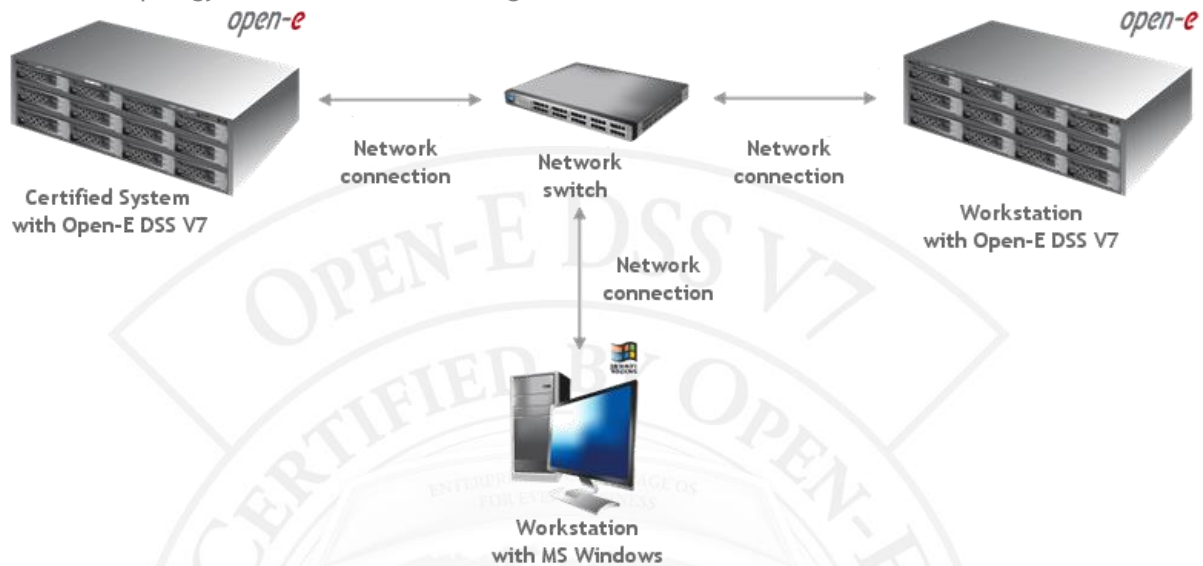


FIGURE 26: Network topology for iSCSI Initiator testing

iSCSI Target test topology

Network topology for iSCSI Target testing is shown below.

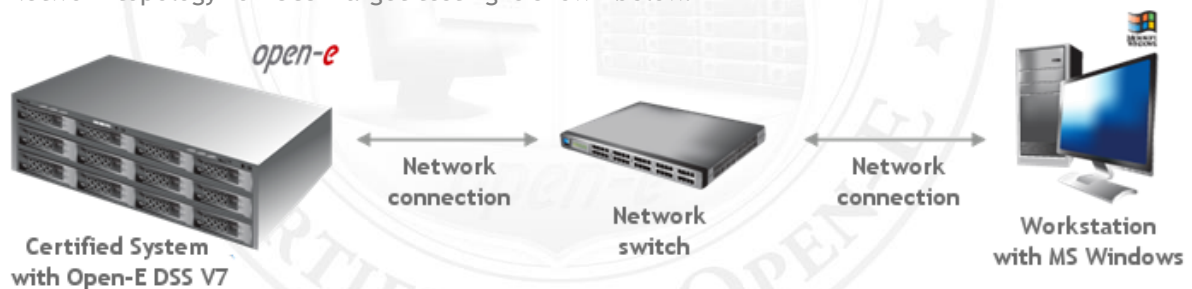


FIGURE 27: Network topology for iSCSI Target testing

iSCSI Initiator test

1. Test description

The test relies on using the storage connected via the built-in iSCSI Initiator for NAS volumes, creating SMB shares on these NAS volumes and copying data from a *Workstation with MS Windows* to them with various block sizes using the lometer testing tool.

2. Test results for iSCSI Initiator and Supermicro AOC-STGN-i2S (i82599ES)

iSCSI Initiator performance test results			
Block size [KB]	Write speed [MB/s]	Read speed [MB/s]	Performance test results
4	102.03	95.14	passed
32	639.73	630.60	passed
64	938.42	524.82	passed
128	980.88	630.81	passed
256	943.25	552.00	passed
512	912.90	601.72	passed
1024	920.39	573.68	passed
4096	929.58	556.28	passed

TABLE 26: iSCSI Initiator performance test results table for Supermicro AOC-STGN-i2S (i82599ES)

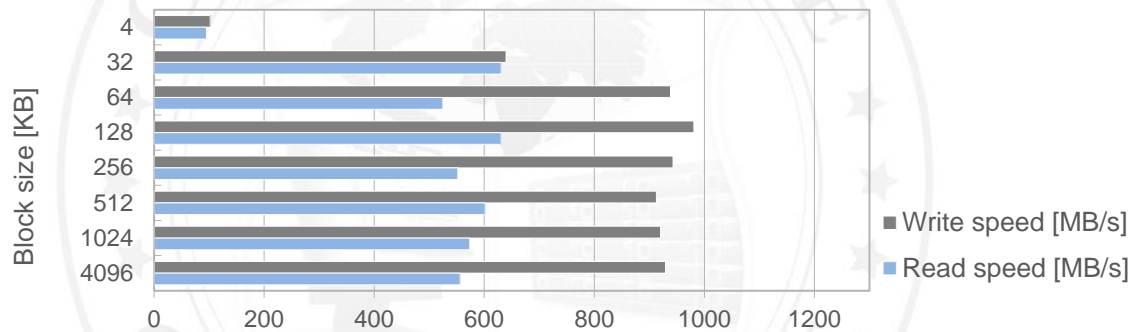


FIGURE 28: iSCSI Initiator performance test results chart for Supermicro AOC-STGN-i2S (i82599ES)

iSCSI Target test

1. Test description

The test relies on creating the iSCSI target on the certified system and copying the data from a *Workstation with MS Windows* to it with various block sizes using the *Iometer* tool.

2. Test results for iSCSI Target and Supermicro AOC-STGN-i2S (i82599ES)

iSCSI Target performance test results			
Block size [KB]	Write speed [MB/s]	Read speed [MB/s]	Performance test results
4	8.78	65.96	passed
32	47.82	321.94	passed
64	167.09	432.99	passed
128	384.20	516.07	passed
256	507.85	614.45	passed
512	513.40	493.70	passed
1024	518.09	504.90	passed
4096	522.01	502.13	passed

TABLE 27: iSCSI Target performance test results table for Supermicro AOC-STGN-i2S (i82599ES)

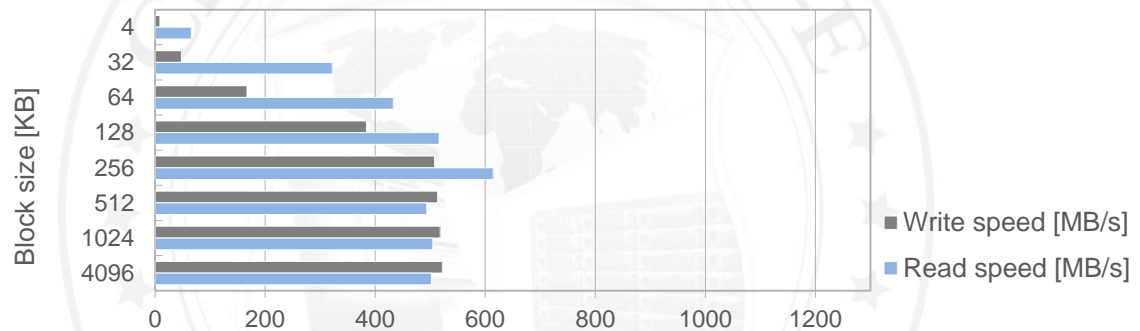


FIGURE 29: iSCSI Target performance test results chart for Supermicro AOC-STGN-i2S (i82599ES)